



AUDIO INTERFACE CARD / CARTE INTERFACE AUDIO  
TARJETA INTERFAZ DE AUDIO / CARTÃO DE INTERFACE DE ÁUDIO  
КАРТА АУДИОИНТЕРФЕЙСА / 音频界面卡 / 音訊介面卡  
오디오 인터페이스 카드 / オーディオインターフェースカード

# PY8-AE

- EN** Owner's Manual
- DE** Benutzerhandbuch
- FR** Mode d'emploi
- ES** Manual de instrucciones
- PT** Manual do Proprietário
- IT** Manuale di istruzioni
- RU** Руководство пользователя
- ZH-CN** 使用说明书
- ZH-TW** 使用說明書
- KO** 사용설명서
- JA** 取扱説明書

English

Deutsch

Français

Español

Português

Italiano

Русский

简体中文

繁體中文

한국어

日本語

This device complies with Part 15 of the FCC Rules.

Operation is subject to the following two conditions:

- 1) this device may not cause harmful interference, and
- 2) this device must accept any interference received, including interference that may cause undesired operation.

(529-M01 FCC declaration 02)

### **COMPLIANCE INFORMATION STATEMENT (Supplier's declaration of conformity procedure)**

Responsible Party: Yamaha Corporation of America

Address: 6600 Orangethorpe Avenue, Buena Park, CA. 90620, U.S.A.

Telephone: 714-522-9011

Type of Equipment: Audio Interface Card

Model Name: PY8-AE

This device complies with Part 15 of the FCC Rules.

Operation is subject to the following two conditions:

- 1) this device may not cause harmful interference, and
- 2) this device must accept any interference received, including interference that may cause undesired operation.

(529-M02 FCC sdoc YCA 02)

### **CAN ICES-3 (B)/NMB-3(B)**

(530-M02 ICES class B 01)

# FCC INFORMATION (U.S.A.)

## 1. IMPORTANT NOTICE: DO NOT MODIFY THIS UNIT!

This product, when installed as indicated in the instructions contained in this manual, meets FCC requirements. Modifications not expressly approved by Yamaha may void your authority, granted by the FCC, to use the product.

## 2. IMPORTANT:

When connecting this product to accessories and/or another product use only high quality shielded cables. Cable/s supplied with this product MUST be used. Follow all installation instructions. Failure to follow instructions could void your FCC authorization to use this product in the USA.

## 3. NOTE:

This product has been tested and found to comply with the requirements listed in FCC Regulations, Part 15 for Class "B" digital devices. Compliance with these requirements provides a reasonable level of assurance that your use of this product in a residential environment will not result in harmful interference with other electronic devices. This equipment generates/uses radio frequencies and, if not installed and used according to the instructions found in the users manual, may cause interference harmful to the operation of other electronic devices. Compliance with FCC regulations does not guarantee that interference will not occur in all installations. If this product is found to be the source of interference, which can be determined by turning the unit "OFF" and "ON", please try to eliminate the problem by using one of the following measures:

- Relocate either this product or the device that is being affected by the interference.
- Utilize power outlets that are on different branch (circuit breaker or fuse) circuits or install AC line filter/s.
- In the case of radio or TV interference, relocate/reorient the antenna. If the antenna lead-in is 300 ohm ribbon lead, change the lead-in to co-axial type cable.

If these corrective measures do not produce satisfactory results, please contact the local retailer authorized to distribute this type of product. If you cannot locate the appropriate retailer, please contact Yamaha Corporation of America, 6600 Orangethorpe Avenue, Buena Park, CA 90620, U.S.A.

The above statements apply ONLY to those products distributed by Yamaha Corporation of America or its subsidiaries.

(529-M04 FCC class B YCA 02)

# Contents

---

|   |           |
|---|-----------|
| <b>PRECAUTIONS</b> .....                | <b>5</b>  |
| <b>Introduction</b> .....               | <b>8</b>  |
| Intended User.....                      | 8         |
| Intended Usage.....                     | 8         |
| Accessories.....                        | 8         |
| <b>Part Names &amp; Functions</b> ..... | <b>9</b>  |
| <b>Specifications</b> .....             | <b>76</b> |
| General Specifications .....            | 76        |
| Dimensions .....                        | 77        |

- When inserting or removing this card, refer to the owner's manual supplied with the host device for instructions and safety information.
- To find out whether the host device supports this card, refer to the owner's manual for the device or visit the following Yamaha Pro Audio website.  
<https://www.yamahaproaudio.com/>

# PRECAUTIONS

## PLEASE READ CAREFULLY BEFORE PROCEEDING

Please keep this manual in a safe place for future reference.



### **WARNING**

---

**Always follow the basic precautions listed below to avoid the possibility of serious injury or even death from electrical shock, short-circuiting, damages, fire or other hazards. These precautions include, but are not limited to, the following:**

- Before installing the card in a device, check to make sure that the device is compatible with the card. Also, do not install the card in any Yamaha products not specified by Yamaha for use with the card to prevent electrical shock, fire, or damage to the product(s).
- Do not attempt to disassemble or modify the card. Do not apply excessive force to card connectors or other card components. Doing so may cause electrical shock, fire, or damage to the product(s).
- Be sure to turn off the host device and disconnect the power cable of the host device before installing the card and connecting/disconnecting the cables to prevent electrical shock, undesired noise, or damage to the product(s).
- Be sure to turn off the host device and all peripheral devices connected to the host device before installation, and unplug all related cables to prevent electrical shock, undesired noise, or damage to the product(s).
- Do not place any burning items or open flames near the product. Doing so may cause a fire.



### **CAUTION**

---

**Always follow the basic precautions listed below to avoid the possibility of physical injury to you or others, or damage to the device or other property. These precautions include, but are not limited to, the following:**

- Be sure to properly ground the host device to prevent electrical shock, fire, or damage to the product(s).
- Do not touch the metallic leads (pins) of the circuit board when handling the card. Doing so may cause hand cuts.
- Be sure to wear a pair of heavy gloves during installation to prevent scratching or cutting your hands on sharp edges.
- Do not place the product in a location where it may come into contact with corrosive gases or salt air. Doing so may cause damage to the product(s).

Yamaha cannot be held responsible for damage caused by improper use or modifications to the product, or data that is lost or destroyed.

# NOTICE

**To avoid the possibility of malfunction/damage to the product, damage to data, or damage to other property, follow the notices below.**

## Handling and maintenance

- Do not use the product in the vicinity of a TV, radio, or other electric products. Otherwise, the product, TV, or radio may generate noise.
- Do not expose the product to excessive dust or vibration, or extreme cold or heat, in order to prevent the possibility of panel disfiguration, unstable operation, or damage to the internal components.
- Do not install in locations where temperature changes are severe. Otherwise, condensation may form on the inside or the surface of the product, causing it to break.
- If there is reason to believe that condensation might have occurred, leave the product for several hours without turning on the power until the condensation has completely dried out, in order to prevent possible damage.
- Do not place vinyl, plastic or rubber objects on the product, since this might cause alteration or discoloration of the panel.
- Clean the product with a dry and soft cloth. Do not wipe product surfaces with sodium hypochlorite, alcohol, benzene, paint thinners, cleaning fluids, or a chemical-impregnated wiping cloth, which could cause discoloration or change surface characteristics.
- Drain all static electricity from your clothing and body before handling this product. Static electricity can damage this product. Touch an exposed metal part of the host device or other grounded object beforehand.
- Do not touch exposed connectors and metal parts to minimize the possibility of inferior connections.
- Do not drop this product or subject it to physical shock as this can result in breakage and/or malfunction.
- Do not drop screws or other small parts inside the card. If power is applied while screws or similar metal objects are loose inside the unit the card may malfunction or be damaged. If you cannot retrieve dropped objects yourself, refer the problem to qualified Yamaha service personnel.
- Do not remove the screws attached to this product. Otherwise, damage or component failure might occur.

# Information

## Protection of copyright

- Do not use this product for any purpose that may infringe upon the rights of any third party including copyrights, as established by law in each country or region.
- Yamaha bears no responsibility for any infringement upon third party rights that may occur as a result of using this product.

## About this manual

- The illustrations as shown in this manual are for instructional purposes only.
- The company names and product names in this manual are the trademarks or registered trademarks of their respective companies.

## About disposal

- This product contains recyclable components.  
When disposing of this product, please contact the appropriate local authorities.

### Information for users on collection and disposal of old equipment:



This symbol on the products, packaging, and/or accompanying documents means that used electrical and electronic products should not be mixed with general household waste.

For proper treatment, recovery and recycling of old products, please take them to applicable collection points, in accordance with your national legislation.

By disposing of these products correctly, you will help to save valuable resources and prevent any potential negative effects on human health and the environment which could otherwise arise from inappropriate waste handling.

For more information about collection and recycling of old products, please contact your local municipality, your waste disposal service or the point of sale where you purchased the items.

#### **For business users in the European Union:**

If you wish to discard electrical and electronic equipment, please contact your dealer or supplier for further information.

#### **Information on Disposal in other Countries outside the European Union:**

This symbol is only valid in the European Union. If you wish to discard these items, please contact your local authorities or dealer and ask for the correct method of disposal.

(58-M02 WEEE en 01)

# Introduction

---

Thank you for purchasing the Yamaha PY8-AE.

To take full advantage of the product's functionality, please read this manual before you begin using the product. Afterwards, please keep the manual in a safe place.

## Intended User

This product is designed for individuals with skills in operating the host device in which this product is intended to be installed.

## Intended Usage

You can install this product in a host device to expand its I/O ports.

## Accessories

Owner's Manual (this document)

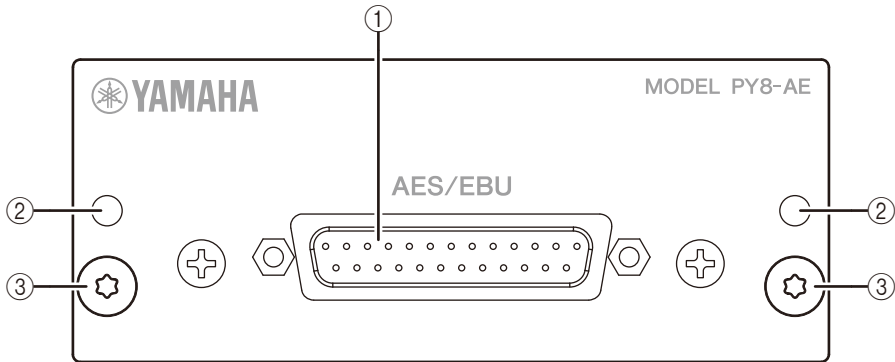


### Yamaha Eco-Label

Yamaha Eco-Label is a mark that certifies products of high environmental performance. This product has been downsized by 36% relative to our conventional model, Mini-YGDAI card.



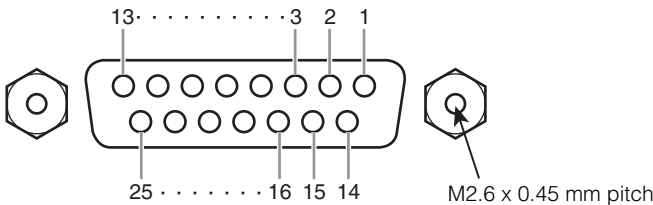
# Part Names & Functions



## ① [AES/EBU]

This is a D-sub 25-hole chassis connector used to transmit and receive (8-in/8-out) AES/EBU signals. The input channels feature built-in sampling rate converters.

The pin assignment of this connector is as follows:



| Signal |      | Data In Ch |     |     |     | Data Out Ch |     |     |     | Open  | GND                           |
|--------|------|------------|-----|-----|-----|-------------|-----|-----|-----|-------|-------------------------------|
|        |      | 1-2        | 3-4 | 5-6 | 7-8 | 1-2         | 3-4 | 5-6 | 7-8 |       |                               |
| Pin    | Hot  | 1          | 2   | 3   | 4   | 5           | 6   | 7   | 8   | 9, 11 | 10, 12, 13, 22,<br>23, 24, 25 |
|        | Cold | 14         | 15  | 16  | 17  | 18          | 19  | 20  | 21  |       |                               |

## ② Screw holes

Affix this product to the host device using these screw holes. Use the screws that came with the host device to affix the product. If the product is not properly affixed, component failure or malfunction may occur.

## ③ Handles

To remove the PY card from the host device, pull the card toward you while holding these handles.

# Specifications/Spécifications

## General Specifications

### Sampling Frequency Range

|                 | Conditions                         | Min. | Typ. | Max. | Unit |
|-----------------|------------------------------------|------|------|------|------|
| OUTPUT          | 44.1 kHz, 48 kHz, 88.2 kHz, 96 kHz | -200 | -    | +200 | ppm  |
| INPUT (SRC Off) | 44.1 kHz, 48 kHz, 88.2 kHz, 96 kHz | -200 | -    | +200 | ppm  |
| INPUT (SRC On)  | -                                  | 40   | -    | 102  | kHz  |

### Temperature Range

| Conditions                  | Min. | Typ. | Max. | Unit |
|-----------------------------|------|------|------|------|
| Operating Temperature Range | 0    | -    | 40   | °C   |
| Storage Temperature Range   | -20  | -    | 60   | °C   |

### Digital Input/Output Characteristics

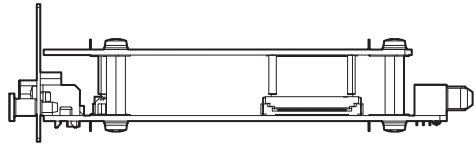
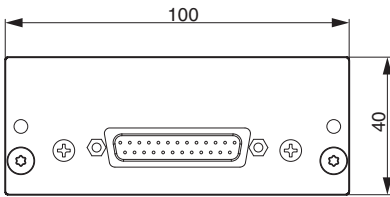
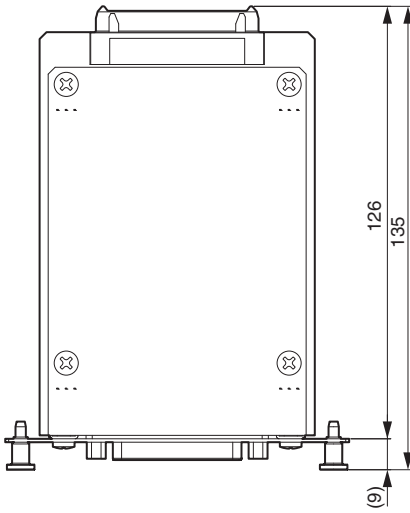
| Terminal    | Format  | Data Length | Level | Connector                           | Balanced / Unbalanced | Channels |
|-------------|---------|-------------|-------|-------------------------------------|-----------------------|----------|
| AES/EBU IN  | AES/EBU | 24-bit      | RS422 | D-sub 25-hole chassis <sup>*1</sup> | Balanced              | 8 ch     |
| AES/EBU OUT |         |             |       |                                     |                       | 8 ch     |

\*1 Use a cable with an impedance of 110 Ω.

### Dimensions (W x H x D) and Net Weight:

100 mm x 40 mm x 135 mm, 0.2 kg

# Dimensions



Unit: mm  
Approximate Munsell value of exterior color: N2.25

- \* The contents of this manual apply to the latest specifications as of the publishing date. To obtain the latest manual, access the Yamaha website then download the manual file.
- \* Der Inhalt dieser Bedienungsanleitung gilt für die neuesten technischen Daten zum Zeitpunkt der Veröffentlichung. Um die neueste Version der Anleitung zu erhalten, rufen Sie die Website von Yamaha auf und laden Sie dann die Datei mit der Bedienungsanleitung herunter.
- \* Le contenu de ce mode d'emploi s'applique aux dernières caractéristiques techniques connues à la date de publication du manuel. Pour obtenir la version la plus récente du manuel, accédez au site Web de Yamaha puis téléchargez le fichier du manuel concerné.
- \* El contenido de este manual se aplica a las últimas especificaciones según la fecha de publicación. Para obtener el último manual, acceda al sitio web de Yamaha y descargue el archivo del manual.
- \* O conteúdo deste manual se aplica às especificações mais recentes a partir da data de publicação. Para obter o manual mais recente, acesse o site da Yamaha e faça o download do arquivo do manual.
- \* Il contenuto del presente manuale si applica alle ultime specifiche tecniche a partire dalla data di pubblicazione. Per ottenere la versione più recente del manuale, accedere al sito Web Yamaha e scaricare il file corrispondente.
- \* В содержании данного руководства приведены последние на момент публикации технические характеристики. Для получения последней версии руководства посетите веб-сайт корпорации Yamaha и загрузите файл с руководством.
- \* 본 설명서의 내용은 발행일 현재 최신 사양을 기준으로 하고 있습니다. 최신 설명서를 가져오려면 Yamaha 웹사이트에 접속 후 해당 설명서 파일을 다운로드 받으십시오.
- \* 本書は、発行時点での最新仕様で説明しています。最新版は、ヤマハウェブサイトからダウンロードできます。

# ADDRESS LIST

---

## NORTH AMERICA

### CANADA

**Yamaha Canada Music Ltd.**  
135 Milner Avenue, Toronto, Ontario,  
M1S 3R1, Canada  
Tel: +1-416-298-1311

### U.S.A.

**Yamaha Corporation of America**  
6600 Orangethorpe Avenue, Buena Park, CA  
90620, U.S.A.  
Tel: +1-714-522-9011

## CENTRAL & SOUTH AMERICA

### MEXICO

**Yamaha de México, S.A. de C.V.**  
Av. Insurgentes Sur 1647 Piso 9, Col. San José  
Insurgentes, Delegación Benito Juárez, CDMX,  
C.P. 03900, México  
Tel: +52-55-5804-0600

### BRAZIL

**Yamaha Musical do Brasil Ltda.**  
Praça Professor José Lannes, 40-Cjs 21 e 22,  
Brooklin Paulista Novo CEP 04571-100 – São  
Paulo – SP, Brazil  
Tel: +55-11-3704-1377

### ARGENTINA

**Yamaha Music Latin America, S.A.,  
Sucursal Argentina**  
Olga Cossetтини 1553, Piso 4 Norte,  
Madero Este-C1107CEK,  
Buenos Aires, Argentina  
Tel: +54-11-4119-7000

### PANAMA AND OTHER LATIN AMERICAN/CARIBBEAN REGIONS

**Yamaha Music Latin America, S.A.**  
Edif. Torre Banco General, Piso 7, Urbanización  
Marbella, Calle 47 y Aquilino de la Guardia,  
Ciudad de Panamá, República de Panamá  
Tel: +507-269-5311

## EUROPE

### THE UNITED KINGDOM/IRELAND

**Yamaha Music Europe GmbH (UK)**  
Sherbourne Drive, Tilbrook, Milton Keynes,  
MK7 8BL, U.K.  
Tel: +44-1908-366700

### GERMANY

**Yamaha Music Europe GmbH**  
Siemensstrasse 22-34, 25462 Rellingen, Germany  
Tel: +49-4101-303-0

### SWITZERLAND/LIECHTENSTEIN

**Yamaha Music Europe GmbH, Branch  
Switzerland in Thalwil**  
Seestrasse 18a, 8800 Thalwil, Switzerland  
Tel: +41-44-3878080

### AUSTRIA/BULGARIA/ CZECH REPUBLIC/HUNGARY/ ROMANIA/SLOVAKIA/SLOVENIA

**Yamaha Music Europe GmbH  
Branch Austria**  
Schleiergasse 20, 1100 Wien, Austria  
Tel: +43-1-60203900

### POLAND

**Yamaha Music Europe  
Sp.z o.o. Oddział w Polsce**  
ul. Młynarska 48, 01-171 Warszawa, Poland  
Tel: +48-22-880-08-88

### MALTA

**Olimpus Music Ltd.**  
Valletta Road, Mosta MST9010, Malta  
Tel: +356-2133-2093

### NETHERLANDS/BELGIUM/ LUXEMBOURG

**Yamaha Music Europe Branch Benelux**  
Wattbaan 1 3439ML Nieuwegein, The Netherlands  
Tel: +31-347-358040

### FRANCE

**Yamaha Music Europe**  
7 rue Ambroise Croizat, Zone d'activités de Pariest,  
77183 Croissy-Beaubourg, France  
Tel: +33-1-6461-4000

### ITALY

**Yamaha Music Europe GmbH, Branch Italy**  
Via Tinelli N.67/69 20855 Gerno di Lesmo (MB),  
Italy  
Tel: +39-039-9065-1

### SPAIN/PORTUGAL

**Yamaha Music Europe GmbH Ibérica, Sucursal  
en España**  
Ctra. de la Coruña km. 17,200, 28231  
Las Rozas de Madrid, Spain  
Tel: +34-91-639-88-88

### GREECE

**Philippos Nakas S.A. The Music House**  
19th km. Leof. Lavriou 190 02 Peania – Attiki,  
Greece  
Tel: +30-210-6686168

### SWEDEN/FINLAND/ICELAND

**Yamaha Music Europe GmbH Germany Filial  
Scandinavia**  
JA Wettergrensgata 1, 400 43 Göteborg, Sweden  
Tel: +46-31-89-34-00

### DENMARK

**Yamaha Music Denmark,  
Fillial of Yamaha Music Europe GmbH, Tyskland**  
Generatorvej 8C, ST. TH. , 2860 Søborg, Denmark  
Tel: +45-44-92-49-00

### NORWAY

**Yamaha Music Europe GmbH Germany -  
Norwegian Branch**  
c/o Box 30053, 400 43 Göteborg, Sweden  
Tel: +47-6716-7800

## CYPRUS

**Yamaha Music Europe GmbH**  
Siemensstrasse 22-34, 25462 Rellingen, Germany  
Tel: +49-4101-303-0

## RUSSIA

**Yamaha Music (Russia) LLC.**  
Room 37, entrance 7, bld. 7, Kievskaya street,  
Moscow, 121059, Russia  
Tel: +7-495-626-5005

## OTHER EUROPEAN REGIONS

**Yamaha Music Europe GmbH**  
Siemensstrasse 22-34, 25462 Rellingen, Germany  
Tel: +49-4101-3030

## AFRICA

**Yamaha Music Gulf FZE**  
JAFZA-16, Office 512, P.O.Box 17328,  
Jebel Ali FZE, Dubai, UAE  
Tel: +971-4-801-1500

## MIDDLE EAST

## TURKEY

**Ertekin Elektronik tic. ve san. as**  
Kagithane Ofis ParkBaglar Cad.  
No: 14 D/6 Kagithane 34406  
ISTANBUL / TÜRKIYE  
Tel: +90-212-312-24-24

## OTHER REGIONS

**Yamaha Music Gulf FZE**  
JAFZA-16, Office 512, P.O.Box 17328,  
Jebel Ali FZE, Dubai, UAE  
Tel: +971-4-801-1500

## ASIA

## MAINLAND CHINA

**Yamaha Music & Electronics (China) Co.,Ltd.**  
2F, Yunhedasha, 1818 Xinzha-lu, Jingan-qu,  
Shanghai, China  
Tel: +86-400-051-7700

## INDIA

**Yamaha Music India Private Limited**  
P-401, JMD Megapolis, Sector-48, Sohna Road,  
Gurugram-122018, Haryana, India  
Tel: +91-124-485-3300

## INDONESIA

**PT Yamaha Musik Indonesia Distributor**  
Yamaha Music Center Bldg. Jalan Jend. Gatot  
Subroto Kav. 4, Jakarta 12930, Indonesia  
Tel: +62-21-520-2577

## KOREA

**Yamaha Music Korea Ltd.**  
11F, Prudential Tower, 298, Gangnam-daero,  
Gangnam-gu, Seoul, 06253, Korea  
Tel: +82-2-3467-3300

## MALAYSIA

**Yamaha Music (Malaysia) Sdn. Bhd.**  
No.8, Jalan Perbandaran, Kelana Jaya, 47301  
Petaling Jaya, Selangor, Malaysia  
Tel: +60-3-78030900

## SINGAPORE

**Yamaha Music (Asia) Private Limited**  
Block 202 Hougang Street 21, #02-00,  
Singapore 530202, Singapore  
Tel: +65-6740-9200

## TAIWAN

**Yamaha Music & Electronics Taiwan Co.,Ltd.**  
2F., No.1, Yuandong Rd., Banqiao Dist.,  
New Taipei City 22063, Taiwan  
Tel: +886-2-7741-8888

## THAILAND

**Siam Music Yamaha Co., Ltd.**  
3, 4, 15, 16th Fl., Siam Motors Building,  
891/1 Rama 1 Road, Wangmai,  
Pathumwan, Bangkok 10330, Thailand  
Tel: +66-2215-2622

## VIETNAM

**Yamaha Music Vietnam Company Limited**  
15th Floor, Nam A Bank Tower, 201-203 Cach Mang  
Thang Tam St., Ward 4, Dist.3,  
Ho Chi Minh City, Vietnam  
Tel: +84-8-3818-1122

## OTHER ASIAN REGIONS

<http://asia.yamaha.com/>

## OCEANIA

## AUSTRALIA

**Yamaha Music Australia Pty. Ltd.**  
Level 1, 80 Market Street, South Melbourne,  
VIC 3205, Australia  
Tel: +61-3-9693-5111

## REGIONS AND TRUST TERRITORIES IN PACIFIC OCEAN

<http://asia.yamaha.com/>

---

### Head Office/Manufacturer: Yamaha Corporation

PA59

10-1, Nakazawa-cho, Naka-ku, Hamamatsu, 430-8650, Japan

### Importer (European Union): Yamaha Music Europe GmbH

Siemensstrasse 22-34, 25462 Rellingen, Germany

### Importer (United Kingdom): Yamaha Music Europe GmbH (UK)

Sherbourne Drive, Tilbrook, Milton Keynes, MK7 8BL, United Kingdom

雅马哈乐器音响（中国）投资有限公司

上海市静安区新闻路 1818 号云和大厦 2 楼

客户服务热线：4000517700

公司网址：<https://www.yamaha.com.cn>

ヤマハ株式会社

〒430-8650 静岡県浜松市中区中沢町 10-1

Yamaha Pro Audio global website  
<https://www.yamahaproaudio.com/>

Yamaha Downloads  
<https://download.yamaha.com/>

© 2023 Yamaha Corporation  
Published 02/2023  
2023年2月 发行  
IPEM-A0



VGA3930